


FLOCARE® INFINITY™ III INSTRUCTION FOR USE

INTERMITTENT THERAPY

1




First check you have the correct tube feed and that it's in date

2



Attach Flocare Infinity Pack giving set

3



Screw on tightly; hang the bottle or container on the back of the stand using the z-hook or place in go-frame

4



Open pump door and insert giving set

5



Close door

6



Press and hold on/off button until beeps

7



Make sure you're in the home screen — if not press the home button

8



Press the therapy button

9



If intermittent therapy is not listed, go to settings and choose define therapy list, activate the intermittent option



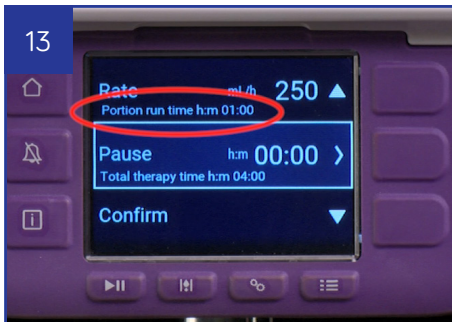
Then select volume and set volume by pressing the +/- buttons. Press the middle button to confirm



Next select portions and enter the required number of portions by pressing the +/- buttons. Press the middle button to confirm



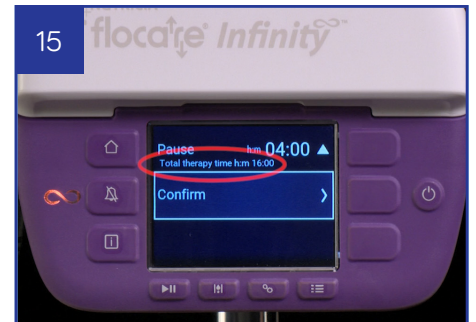
Then select rate and set rate by pressing the +/- buttons. Press the middle button to confirm



Once the portion and rate have been set, the portion run time is displayed below the rate



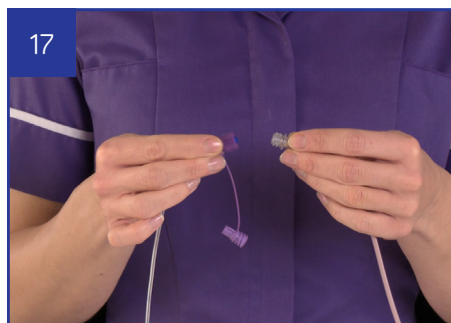
Next select pause and enter the duration of the pause you would like between portions. Press the middle button to confirm



The total therapy time is displayed below the pause button



We recommend that you scroll through the steps to double check the values before pressing confirm



You now need to prime the giving set; disconnect the feeding tube from the giving set



Press and hold the fill set button, after 2 seconds the pump will start

The fill set button should only be used to fill a new and empty air-filled giving set.
Do not use the fill set function for any other purpose.



Make sure the giving set is connected to the feeding tube. Press start to commence the therapy.



Press info button for more info. Press alarm button to silence alarm. For more info on alarms see troubleshooting guide

For more information call 0800 093 3672 or for online training, visit nutriciaflocare.com

Information contained here relates to programming the pump only. For clinical queries contact your healthcare professional.

This information is intended for patients or carers of those who have been prescribed a tube feed by a healthcare professional.