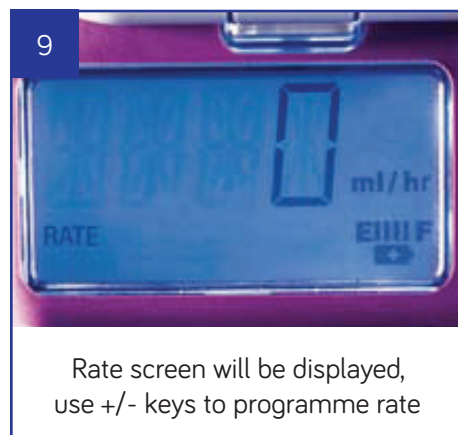
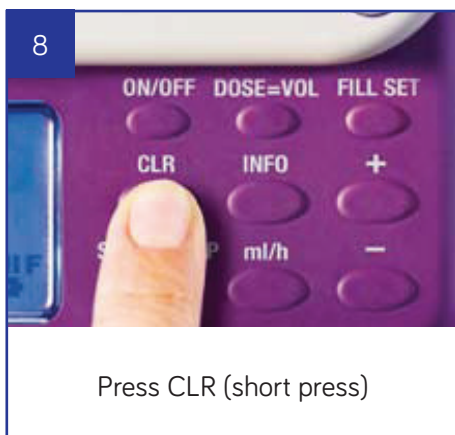
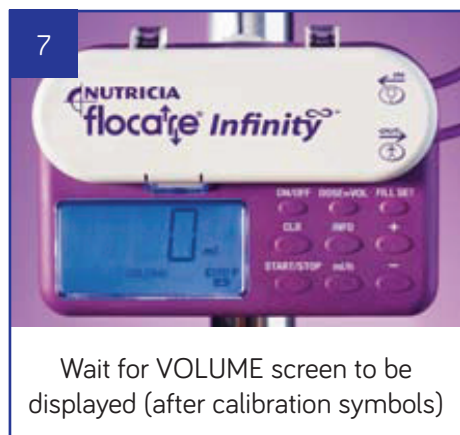
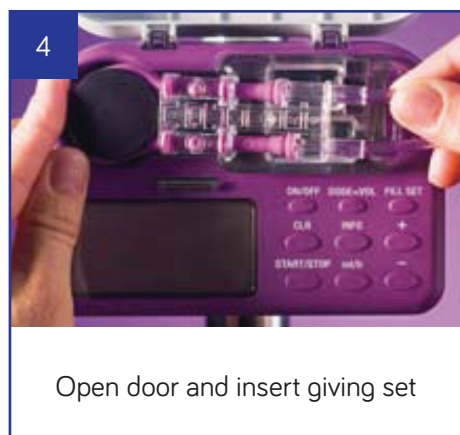



FLOCARE[®] INFINITY[™]

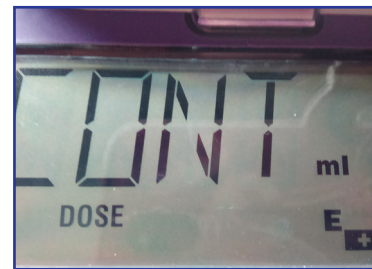
PICTORIAL GUIDE

PRE-PROGRAMMING SET-UP (FOR PACK OR OPTRI BOTTLE)



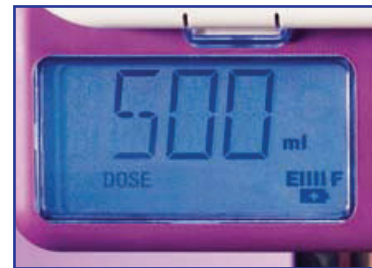
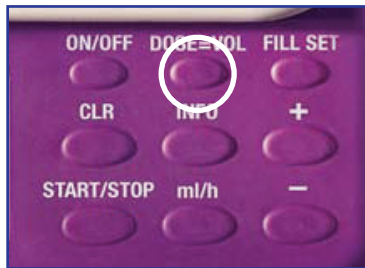
Please turn over for programming options

9A Programming Option 1 – Continuous feeding



Press DOSE/VOLUME, then CLR, screen will show CONT


9B OR Programming Option 2 – Dose feeding



Press DOSE=VOL, use +/- keys to programme dose



Press and hold FILL SET until beeps;
to stop fill cycle press FILL SET again.
DO NOT OVERFILL



Connect giving set
to feeding tube



Press START/STOP
(3 beeps)



The RUN symbol will rotate to
indicate that the pump is working

For more information call 0800 093 3672
or for online training visit nutriciaflocare.com

Information contained here relates to programming the pump only. For clinical queries contact your healthcare professional.