


To activate reachdeck, simply click on the  icon on the top right corner of the website...



CONTACT US SERVICES TUBE FEEDING HELPFUL TOOLS NEWS/STORIES

About Nutricia Login / Register



...and the reachdeck toolbar will appear at the top





ReachDeck




CONTACT US SERVICES TUBE FEEDING HELPFUL TOOLS NEWS/STORIES


About Nutricia Login / Register


 **Text to speech:** Hold mouse over text or click on text on mobile/tablet to hear words read aloud. Text is highlighted in a contrasting colour to help identify what is being said, and as a visual reinforcement to improve word recognition.


 **Play:** To hear specific text, select text and press play.


 **Stop:** Press stop button to stop speech.


 **Translation:** Select one of the 99 languages to hear the text read aloud in that language, using a local dialect.


 **Picture dictionary:** Select content and click this button for a picture dictionary definition.

 **MP3:** Converts any text you select into an audio file that you can listen to later by transferring your file onto an MP3 player, smart phone or computer.

 **Screen mask:** Applies a semi-opaque colour filter to the screen, blocking distractions and helping you to focus on the letter box reading window.

 **Magnification:** Text is magnified to large font at the top of the screen as it is being read. Save your preferred text size and colour by going to the settings button.

 **Simplify page:** Removes clutter, including images, from the screen. You can also select background colour, font, and font size to make it easier to read.

 **Settings:** Personalise features to suit your needs. Here you can set to always simplify, or turn off the hover to speak default, as well as announce links with a word.