

FLOCCARE[®] INFINITY[™] III

PICTORIAL GUIDE


VOLUME-RATE THERAPY



1
First check you have the correct tube feed and that it's in date



2
Attach Floccare Infinity Pack giving set



3
Screw on tightly; hang the bottle or container on the back of the stand using the z-hook or place in go-frame



4
Open pump door and insert giving set



5
Close door



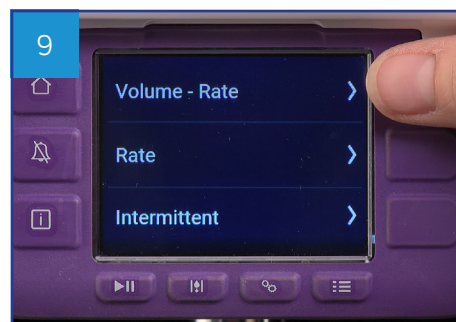
6
Press and hold on/off button until beeps



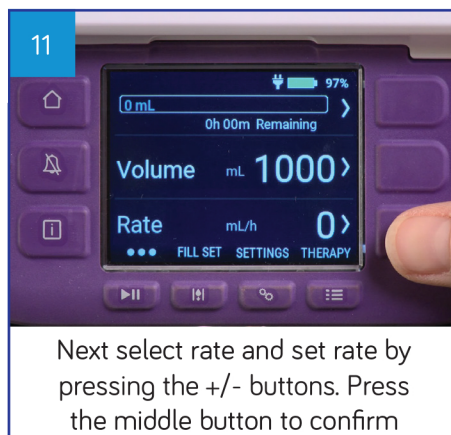
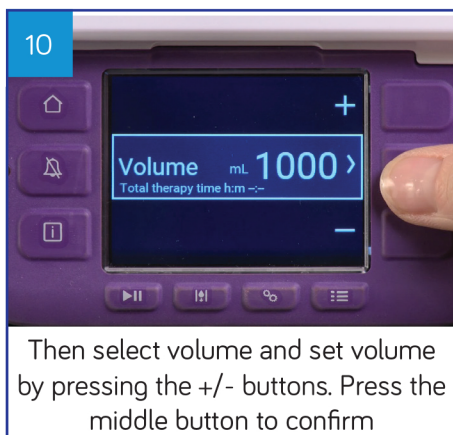
7
Make sure you're in the home screen — if not press the home button



8
Press the therapy button

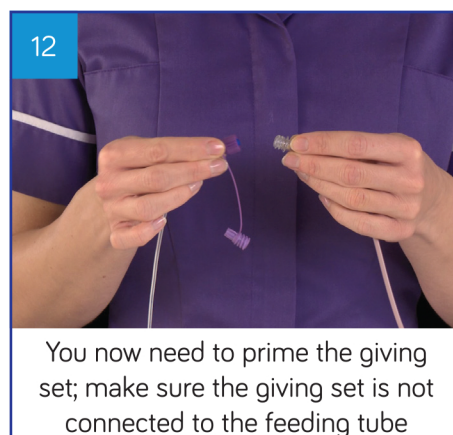


9
Select volume/rate from the list




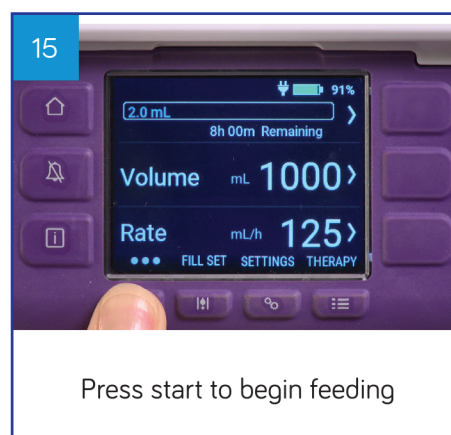
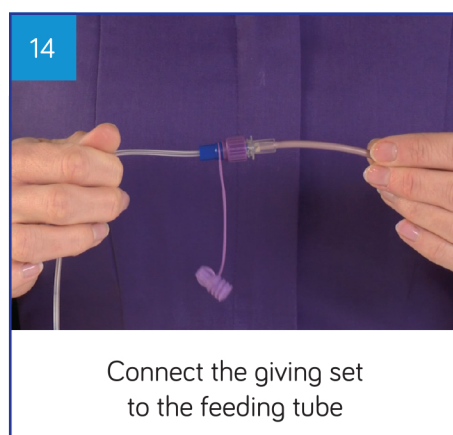
The flow rate can be set from anywhere between 1–600ml per hour, in 1ml increments.


We recommend that you review your total therapy time as an additional security check to confirm you have entered the correct rate and volume.



The fill set button should only be used to fill a new and empty air-filled giving set.

Do not use the fill set function for any other purpose.





Press info button for additional information



Press alarm button to silence alarm.
For further information on alarms please see troubleshooting guide

For more information,
visit
[NUTRICIAFLOCARE.COM](https://www.nutriciaflocare.com)

The information is intended for patients or carers of those who have been prescribed a tube feed by a healthcare professional.

Nutricia Australia Pty Limited

The Zenith, Tower B, Level 12,
821 Pacific Highway
Chatswood, NSW, 2067 Australia
Australia Tel: 1800 060 051
www.nutricia.com.au

Nutricia Clinical Care Line

For product information and usage enquiries
1800 060 051 (Australia 7:30 am – 5:00 pm)
0800 438 500 (New Zealand 9:30 am – 7:00 pm)
nccl@nutricia.com

Danone Nutricia NZ Ltd

Level 1, 19 Morgan Street, Newmarket,
Auckland 1149, New Zealand
Tel: 0800 636 228
www.nutricia.co.nz

Nurse Connect Service/After Hours Support

For clinical Nursing queries regarding an enteral feeding tube,
Infinity pump or troubleshooting support.
1300 557 397
Weekdays: 7am - 9pm
Weekends & Public Holidays: 9am - 5pm